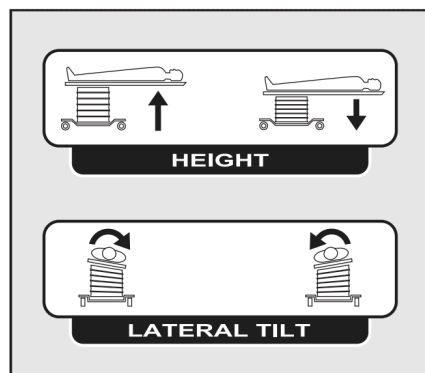


### Axia SL2 Imaging Table

#### Table Movements



#### Features

**Patient Capacity: 500lb (227kg)**

**Tabletop Material: Carbon fiber skin/foam core with integral facial cut-out**


**Radiolucent Area: 56" x 24"**

**Tabletop: 84"L x 24"W**

**Table Dimensions: 86"L x 26"W**


**5" Castors**

**Mattress: 2" thick (5 cm)**



# X-Ray Imaging Table

The **Axia SL2** imaging table is designed for high patient throughput for surgery centers, pain management, and other multidisciplinary medical facilities. It features a diving board style for easy C-arm access and a large patient capacity of 500 pounds. The Axia SL2 is a 2 movement table.



## Axia SL2 Technical Specifications

### Dimensions

Table Length	86 in (218.4 cm)
Table Width	26 in (66 cm)
Table Height	28 - 38 in (71.1-96.5 cm)
Weight Capacity	500 lbs (226.8 kg)

### Movements

Height	28 - 38 in (71.1-96.5 cm)
Lateral Tilt	±17°

### Tabletop / Imaging Area / General

Tabletop (LWH)	84 x 24 x 1.62 in (213.4 x 61 x 4.1 cm)
Radiolucent Area (LW)	56 x 24 in (142.2 x 61 cm)
Material	Carbon Fiber - skin/foam
Casters	5 in (12.7 cm)
Base (LW)	I-Shaped Steel - 82 x 26 (208.3 x 66 cm)
Hand Control	Activates all Motions
Patient Straps	2
Mattress	2 in (5.1 cm)
Facial Cutout	Yes

### Power

AC Voltage	120V~
Frequency	60 Hz
AC Current	2.5A
Electric Shock Protection	Class I
Applied Part Rating	Type B
Mode of Operation	10% Duty Cycle; 1 min on, 9 minutes off